

Tree Selection List





The following is a list of trees offered by Qualico Communities for your home. Each has been carefully selected for hardiness in your climatic zone allowing your tree to thrive for years to come.

Full size planted trees are approximately 50-55 mm caliper in size.

All trees listed are available in the potted sizes as well as the full size, except the Colorado Spruce.

Potted Trees come in 15 gallon pots and are dropped off ready for planting by the homeowner.







Potted Colorado Spruce (*Picea pungens*)

-  Green to blue-green needle
-  Rugged, medium-fast growing evergreen
-  Fairly symmetrical shape
-  Height 12-15m, Spread 5-9m









AVAILABLE ONLY IN POTTED SIZES

Japanese Tree Lilac (*Syringa reticula* "Ivory Silk")

-  Upright spreading tree with dark brown bark
-  Green foliage in summer turns yellow in fall
-  Large panicles of fragrant creamy white flowers
-  Useful as a small specimen tree
-  Requires full sun and well-drained soil
-  Height (5m), 16 feet, Spread (4m) 10 feet



Spring Snow Flowering Crab (*Malus* 'Spring Snow')

-  Covered in clusters of fragrant white flowers in spring
-  Hardy fruitless variety
-  Tightly oval upright growth
-  Needs well-drained soil and full sun
-  Requires regular care and pruning
-  Height 7m, Spread 4m



Thunderchild Flowering Crabapple (*Malus x 'Thunderchild'*)

- Deep purple foliage
- Dark pink flowers in spring
- More resistant to fire blight
- Ornamental with upright form
- Height 5m, Spread 5m



Snowbird Hawthorn (*Crataegus x mordenensis 'Snowbird'*)

- Hardest of the ornamental hawthorns
- Resembles a cloud of white flowers in spring,
- Sparse red fruit in fall
- Disease resistant
- Thorns are quite sharp
- Medium growth rate
- Height 4.5m, Spread 3.5m



Columnar Aspen (Populus Tremula "Erecta")

- Narrow, columnar growth habit
- Shiny green leaves turn amber in autumn
- Fast growing with no cotton fluff
- Excellent specimen tree for small yards
- Height 12m, Spread 2m



Schubert Chokecherry
(*Prunus virginiana* Schubert™)

- 🌿 Clusters of white blossoms in spring
- 🌿 Leaves turn deep purple in summer
- 🌿 Slow to medium growth rate
- 🌿 May require regular pruning
- 🌿 Height: up to 8m



Showy Mountain Ash (Sorbus "Showy")

- 🌿 Narrow open ornamental tree with white clustered flowers
- 🌿 Deep green lobed leaves turn orange red in fall
- 🌿 Red fruit attracts birds all year
- 🌿 Slow growing tree
- 🌿 Height 9m, Spread 5m

